



Schelin Catheter™

CATHETER FOR INTRAPROSTATIC INJECTIONS

Product Information



Schelin Catheter™

An innovative product for
Water Vapor Therapy

Intraprostatic injections with the Schelin Catheter™ to administer local anesthesia may:

- Decrease pain & discomfort
- Eliminate the risk of pathogens from the rectum to enter the body when injecting
- Eliminate the need for general anesthesia

Pharmaceuticals

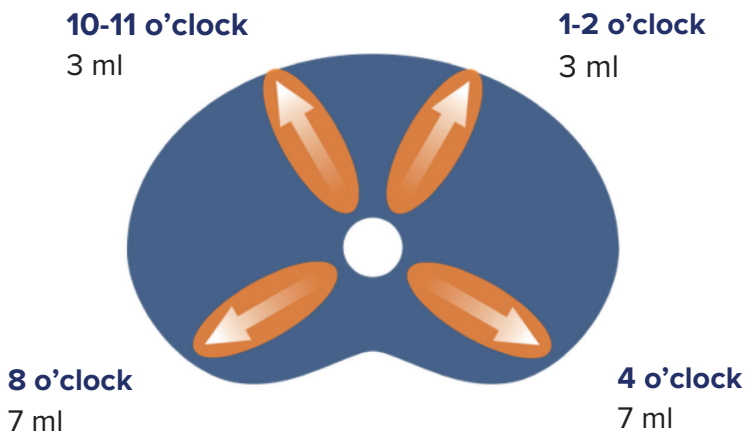
These are recommended as the least toxic and allergenic.

- Mepivacaine (Carbocain - Aspen Nordic) 1 % 20 ml
- Lidocaine (Xylocain - Aspen Nordic) 1 % 20 ml.

Procedure for use before water vapor therapy

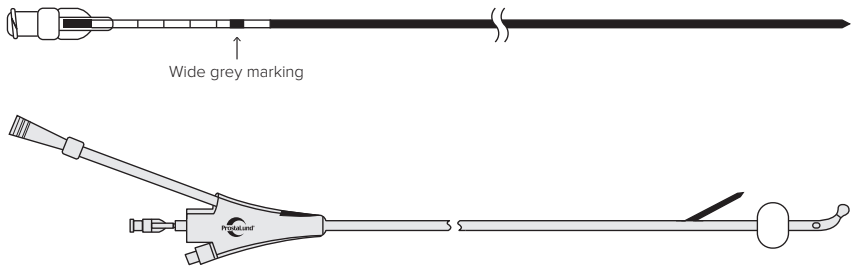
The Schelin Catheter is for single use only, delivered sterile and ready to use.
-Handle it as a sterile product.

Recommended catheter positions and total volume to inject at:



Recommended usage before water vapor therapy

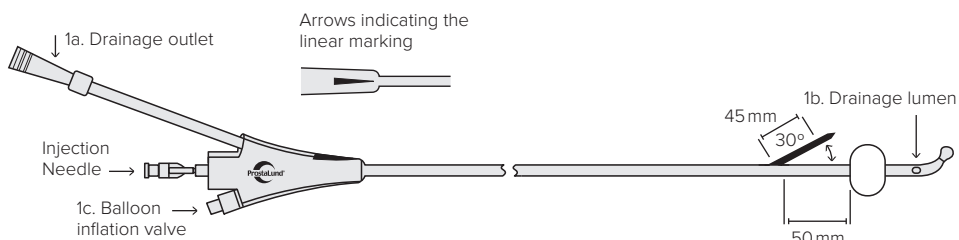
- Prior to insertion, lubricate the catheter with anesthetic gel. Insert the Schelin Catheter and fill the balloon with 20 ml of sterile water.
- Carefully stretch the catheter so the balloon rests against the bladder neck. Empty the bladder through the drainage outlet. Rotate the catheter to position 8 o'clock and inject 3 ml when the needle is fully inserted. Retract the needle 10 mm to the first grey marking and inject 2 ml. Retract the needle another 10 mm to the second grey marking and inject 2 ml. Withdraw the injection needle until the 5 mm wide grey mark is visible.



- Rotate the catheter to position 4 o'clock and inject a total of 7 ml in the same way as above
- Withdraw the injection needle until the 5 mm wide grey mark is visible.
- Rotate the catheter to position 1-2 o'clock and inject a total of 3 ml when the needle is fully inserted.
- Withdraw the injection needle until the 5 mm wide grey mark is visible.
- Rotate the catheter to position 10-11 o'clock and inject a total of 3 ml when the needle is fully inserted.
- Retract the needle all the way into the catheter until the complete 5 mm wide grey marking is visible. Deflate the balloon, retract and dispose the catheter.

Published studies for the Schelin Catheter

- Reduced treatment time for TUMT (Schelin, 2002)
- Reduces peri-operative bleeding in TURP (Schelin, 2009)
- Reduced prostate bleeding (Schelin, et al., 2004)
- Larger resection weights at TURP (Stenmark, 2021)
- Pain relief during treatment (Mutaguchi, 2005)



ORDERING INFORMATION

Device	Article number
Schelin Catheter™	SK 812100

CONTACT INFORMATION:

ProstaLund AB

Scheelevägen 19

SE-223 63 Lund

Phone Number: +46 (0) 46 12 09 08

E-mail: info@prostalund.com

Website: www.prostalund.com



EUROPEAN UNION
European Regional
Development Fund

